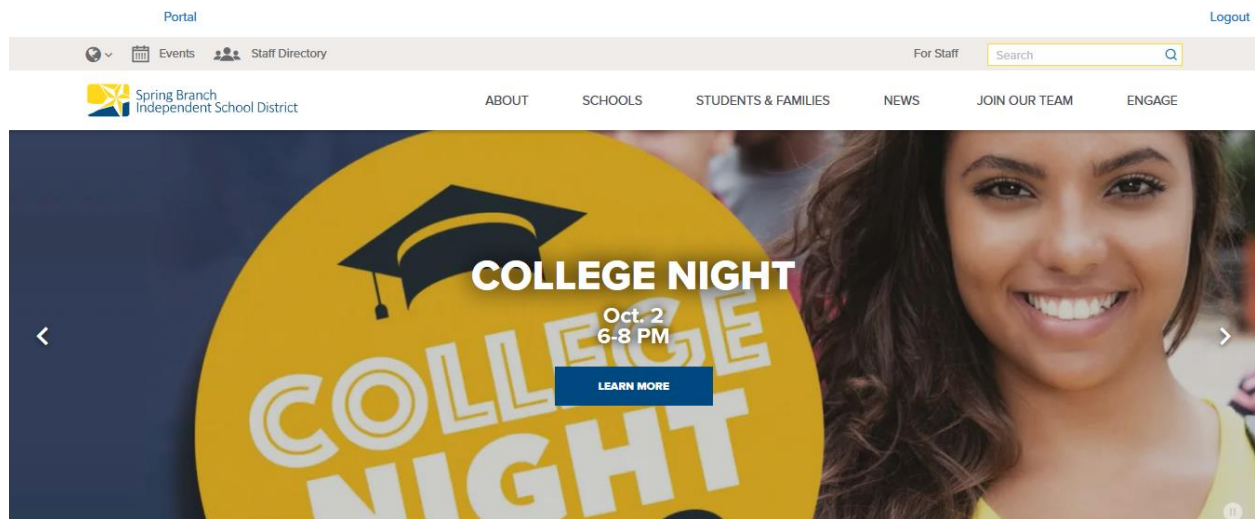
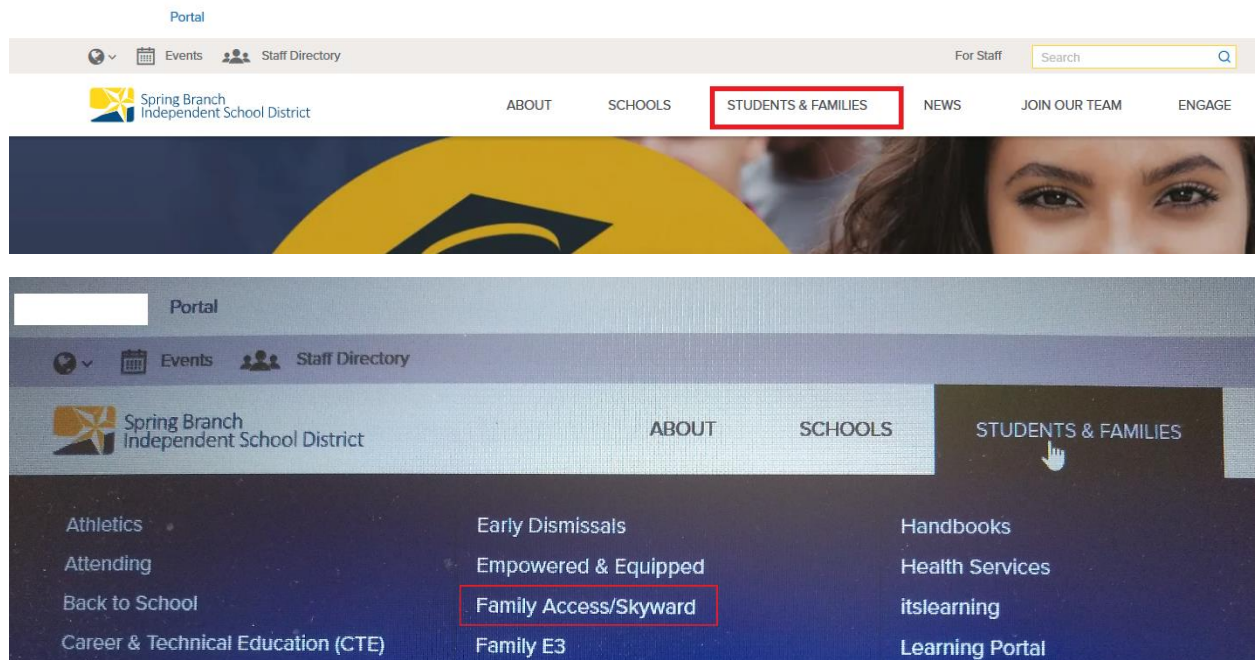


Skyward (Family Access) Returning Student Verification

1. www.springbranchisd.com




2. Students & Families/ Skyward



3. Login- Skyward (Family Access)

Use only Mom or Dad's Login (NOT Student Login)

[ABOUT](#)[SCHOOLS](#)[STUDENTS & FAMILIES](#)[NEWS](#)[JOIN OUR TEAM](#)[ENGAGE](#)

[Athletics](#) | [Attending](#) | [Back to School](#) | [Career & Technical Education \(CTE\)](#) | [Choice](#) | [Code of Conduct](#) | [Communication](#) | [Counselors](#) | [Courses](#)
[Early Dismissals](#) | [Empowered & Equipped](#) | [Family Access/Skyward](#) | [Family E3](#) | [Gifted & Talented](#) | [Google for Students](#) | [Grading Expectations](#)
[Graduates](#) | [Graduation](#) | [Handbooks](#) | [Health Services](#) | [itslearning](#) | [Learning Portal](#) | [Library](#) | [Naviance](#) | [Parent U](#) | [PTA](#)
[PreK & Early Childhood](#) | [Menus & Online Payments](#) | [Special Education](#) | [Summer Activity](#) | [Summer School](#) | [Supports](#) | [Transcripts](#)

HOME > STUDENTS & FAMILIES > FAMILY ACCESS/SKYWARD


FAMILY ACCESS/SKYWARD

[Login - Skyward \(Family Access\)](#)

What is Skyward (Family Access)?

Where can I find Skyward (Family Access)?

Parents and students can login to the Family Access Portal from their



Login ID:

Password:

[Sign In](#)

[Forgot your Login/Password?](#)

05.19.06.00.07

Login Area:

Family/Student Access


4. Returning Student Verification

The screenshot shows the Skyward Family Access web application. In the top left, the 'Family Access' label is highlighted with a yellow box. The left sidebar contains a menu with 'Returning Student Verification' highlighted by a red box. A red arrow points from this menu item to a message in the main content area. The message is from 'Sueess, P (SPANISH II DL / 01, Period 1)' and is titled 'Spanish project'. The message text states: 'A project was assigned to your student last Friday. Hopefully you have seen this. If not, the project can be found on their itsLearning page. The rough draft is due this Friday and the final project is due next Monday. Please let me know if you have any questions. Un Proyecto fue asignado a su estudiante el Viernes pasado. Espero que lo hayan visto. Si no, el Proyecto se puede encontrar en la pagina de itsl earning. Hav que entregar el borrador este Viernes en clase y hav que'.


5. Select Student's Name

The screenshot shows the Skyward Family Access web application. In the top left, the 'Family Access' label is highlighted with a yellow box. The left sidebar contains a menu with 'Returning Student Verification' highlighted by a red box. A red arrow points from this menu item to a message in the main content area. The message is from 'Sueess, P (SPANISH II DL / 01, Period 1)' and is titled 'Spanish project'. The message text states: 'A project was assigned to your student last Friday. Hopefully you have seen this. If not, the project can be found on their itsLearning page. The rough draft is due this Friday and the final project is due next Monday. Please let me know if you have any questions. Un Proyecto fue asignado a su estudiante el Viernes pasado. Espero que lo hayan visto. Si no, el Proyecto se puede encontrar en la pagina de itsl earning. Hav que entregar el borrador este Viernes en clase y hav que'.

6. Complete Steps 1-17

**Family Access**

My Account | Email History | Exit

 District Links

Home

New Student Online Enrollment

Returning Student Verification

Online Forms

Gradebook

Attendance

Student Info

Busing

Schedule

Portfolio

Health Info

Login History

Returning Student Verification

Mark as not completed and make changes

District Message

Student Verification is now open for school year 2021.

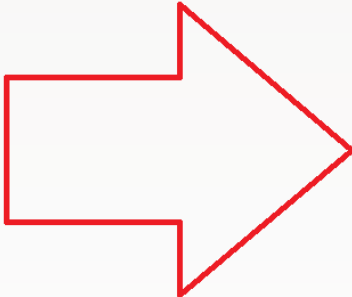
Each year, parents are asked to verify information for each child enrolled in an SBISD School. If you completed this process online last year, most information will be pre-populated. The forms are in replacement for the traditional paper first day verification packets. The forms do not need to be printed and will be stored digitally by SBISD. However, if you plan to save or print your forms please ensure that Adobe Reader is installed on your device.

Cada año se les pide a los padres verificar la información de cada niño inscrito en una escuela de SBISD. Si completo este proceso en línea el año pasado, la mayor parte de su información aparecerá automáticamente. Las formas son una sustitución de los paquetes de papel tradicionales de verificación del primer día. No es necesario imprimir las formas y serán almacenadas digitalmente por SBISD. Sin embargo, si planea guardar o imprimir sus formularios por favor asegúrese de que Adobe Reader está instalado en su dispositivo.


District Message

1. Student Information and Emergency Contacts
✓ Completed 07/16/2020 9:18pm
 - a. Student Information
 - b. Family Address
 - c. Family Information
 - d. Emergency Contacts
2. Verify Ethnicity Race
✓ Completed 07/16/2020 9:18pm
3. Home Access Survey
✓ Completed 07/16/2020 9:20pm
4. Emergency Clinic Card
✓ Completed 07/16/2020 9:25pm
5. Medical Treatment Form
✓ Completed 07/16/2020 9:27pm
6. Parent Guardian Permissions to Online Publication
✓ Completed 07/16/2020 9:28pm
7. Acknowledgements: Technology Responsible Use Policy
✓ Completed 07/16/2020 9:29pm
8. Directory Information Permissions
✓ Completed 07/16/2020 9:29pm
9. Child Online Privacy Protection Act
✓ Completed 07/16/2020 9:30pm
10. Student Guardian Handbook Acknowledgement
✓ Completed 07/16/2020 9:31pm
11. Military Foster Care Questionnaire
✓ Completed 07/16/2020 9:32pm
12. Student Residency Questionnaire
✓ Completed 07/16/2020 9:38pm
13. Migrant Survey
✓ Completed 07/16/2020 9:39pm
14. Income Survey Letter
✓ Completed 07/16/2020 9:40pm
15. Income Survey
✓ Completed 07/16/2020 9:41pm
16. Transportation Routing Information
✓ Completed 07/16/2020 9:43pm
17. Complete Returning Student Verification


Next



7. Submit Returning Student Verification

Family Access

My Account | Email History | Exit

District Links

Home

New Student Online Enrollment

Returning Student Verification

Online Forms

Gradebook

Attendance

Student Info

Busing

Schedule

Portfolio

Health Info

Login History

Returning Student Verification


Print

Step 17. Complete Returning Student Verification (Required)
By completing Returning Student Verification, you are confirming that the Steps below have been finished.
Are you sure you want to complete Returning Student Verification for Alexa?

Review Returning Student Verification Steps

Step 1)	Student Information and Emergency Contacts	Completed 07/16/2020 9:18pm
No Requested Changes exist for Step 1.		
Step 2)	Verify Ethnicity Race	Completed 07/16/2020 9:18pm
No Requested Changes exist for Step 2.		
Step 3)	Home Access Survey	Completed 07/16/2020 9:20pm
Step 4)	Emergency Clinic Card	Completed 07/16/2020 9:25pm
Step 5)	Medical Treatment Form	Completed 07/16/2020 9:27pm
Step 6)	Parent Guardian Permissions to Online Publication	Completed 07/16/2020 9:28pm
Step 7)	Acknowledgements: Technology Responsible Use Policy	Completed 07/16/2020 9:29pm
Step 8)	Directory Information Permissions	Completed 07/16/2020 9:29pm
Step 9)	Child Online Privacy Protection Act	Completed 07/16/2020 9:30pm
Step 10)	Student Guardian Handbook Acknowledgement	Completed 07/16/2020 9:31pm
Step 11)	Military Foster Care Questionnaire	Completed 07/16/2020 9:32pm
Step 12)	Student Residency Questionnaire	Completed 07/16/2020 9:38pm
Step 13)	Migrant Survey	Completed 07/16/2020 9:39pm
Step 14)	Income Survey Letter	Completed 07/16/2020 9:40pm
Step 15)	Income Survey	Completed 07/16/2020 9:41pm
Step 16)	Transportation Routing Information	Completed 07/16/2020 9:43pm

Guardian Name: Guardian Address:



Submit Returning Student Verification

District Message

1. Student Information and Emergency Contacts
✓ Completed 07/16/2020 9:18pm

✓ a. Student Information

✓ b. Family Address

✓ c. Family Information

✓ d. Emergency Contacts

2. Verify Ethnicity Race
✓ Completed 07/16/2020 9:18pm

3. Home Access Survey
✓ Completed 07/16/2020 9:20pm

4. Emergency Clinic Card
✓ Completed 07/16/2020 9:25pm

5. Medical Treatment Form
✓ Completed 07/16/2020 9:27pm

6. Parent Guardian Permissions to Online Publication
✓ Completed 07/16/2020 9:28pm

7. Acknowledgements: Technology Responsible Use Policy
✓ Completed 07/16/2020 9:29pm

8. Directory Information Permissions
✓ Completed 07/16/2020 9:29pm

9. Child Online Privacy Protection Act
✓ Completed 07/16/2020 9:30pm

10. Student Guardian Handbook Acknowledgement
✓ Completed 07/16/2020 9:31pm

11. Military Foster Care Questionnaire
✓ Completed 07/16/2020 9:32pm

12. Student Residency Questionnaire
✓ Completed 07/16/2020 9:38pm

13. Migrant Survey
✓ Completed 07/16/2020 9:39pm

14. Income Survey Letter
✓ Completed 07/16/2020 9:40pm

15. Income Survey
✓ Completed 07/16/2020 9:41pm

16. Transportation Routing Information
✓ Completed 07/16/2020 9:43pm

17. Complete Returning Student Verification

Previous Step

Next Step

Close and Finish Later

COVID – 19 Forms

1. Complete the Online Forms

The screenshot shows the Skyward Family Access dashboard. The sidebar on the left contains a list of navigation links: Home, New Student Online Enrollment, Returning Student Verification, Online Forms, Gradebook, Attendance, Student Info, Busing, Schedule, Portfolio, Health Info, and Login History. The 'Online Forms' link is highlighted with a red rectangular box, and a large red arrow points from this box towards the main content area. The main content area displays a confirmation message: 'Returning Student Verification was successfully completed and submitted to the district for [redacted] on Tue Jul 21, 2020 1:38pm by [redacted]'. Below this message are two links: 'Go back to review completed steps' and 'Mark Returning Student Verification as not completed and make changes'. At the top right of the dashboard, there are links for 'My Account', 'Email History', and 'Exit', along with a 'District Links' icon.

2. Select the Student's name and Fill Out Form

The screenshot shows the 'COVID-19 Forms' page in the Skyward Family Access system. The sidebar on the left is the same as in the previous screenshot, with 'Online Forms' highlighted. The main content area is titled 'COVID-19 Forms' and includes a 'Print' button. It displays 'Step 3. Complete COVID-19 Forms (Required)' with a confirmation message: 'By completing COVID-19 Forms, you are confirming that the Steps below have been finished. Are you sure you want to complete COVID-19 Forms for Alexa?'. Below this is a 'Review COVID-19 Forms Steps' section showing 'Step 1) Learning Model Selection: Online Form' as 'Completed 07/16/2020 9:45pm' and 'Completed 07/16/2020 9:47pm'. A modal window is open, showing a student's profile and the 'COVID-19 Forms' status as 'Open'. Inside the modal, the 'Fill Out Form' button is highlighted with a red rectangular box, and a large red arrow points from this box towards the main content area. To the right of the modal, there is a 'District Message' section listing three items: '1. Learning Model Selection: Online Form' (Completed 07/16/2020 9:45pm), '2. SBISD Health & Safety Protocol Acknowledgment' (Completed 07/16/2020 9:47pm), and '3. Complete COVID-19 Forms'. At the bottom of the modal, there are buttons for 'Previous Step', 'Next Step', and 'Close and Finish Later'.

3. Complete steps 1 - 3

COVID-19 Forms

Step 1. Learning Model Selection: Online Form (Required) Completed 07/16/2020 9:45pm

[Print](#) [View Full Screen](#)

Learning Model Selection: Online Form
Spring Branch Independent School District (SBISD)

Español

SBISD is offering two learning model choices for the 2020-21 school year: in-person learning and distance learning. Families prefer for their students to resume in-person instruction, while other families may prefer distance learning.

DEADLINE TO NOTIFY SBISD:

Please complete this form by July 22, 2020, for each child in your family. If, after submitting the opt-in form, the deadline to make this change is midnight, July 31, 2020. To change your selection, please email your grade level principal (secondary). After July 31, we will not be able to accept changes until the end of the first semester.

DISTANCE LEARNING MODEL:

In the Distance Learning program, a student will receive instruction in an online environment and will follow the home-zoned campus bell schedule, in most cases. Students will be required to participate in live, real-time instruction. Students will be required to complete pre-assigned classwork every school day. Attendance is required every day. Students participating in the Distance Learning program must have a district-approved device, appropriate to their grade level. Students may be required to report to a campus from time to time for various reasons. SBISD is asking families who choose this model for their student to indicate their commitment to the district to determine the student's scheduling, educator support and campus operations.

District Message

1. Learning Model Selection: Online Form
Completed 07/16/2020 9:45pm
2. SBISD Health & Safety Protocol Acknowledgment
Completed 07/16/2020 9:47pm
3. Complete COVID-19 Forms

[Previous Step](#) [Next Step](#)

[Close and Finish Later](#)

4. Submit the COVID-19 Forms

COVID-19 Forms

Step 3. Complete COVID-19 Forms (Required) Completed 07/16/2020 9:45pm

[Print](#)

By completing COVID-19 Forms, you are confirming that the Steps below have been finished. Are you sure you want to complete COVID-19 Forms for Alexa?

Review COVID-19 Forms Steps

Step 1)	Learning Model Selection: Online Form	Completed 07/16/2020 9:45pm
Step 2)	SBISD Health & Safety Protocol Acknowledgment	Completed 07/16/2020 9:47pm

Guardian Name: _____ Guardian Address: _____

[Submit COVID-19 Forms](#)

District Message

1. Learning Model Selection: Online Form
Completed 07/16/2020 9:45pm
2. SBISD Health & Safety Protocol Acknowledgment
Completed 07/16/2020 9:47pm
3. Complete COVID-19 Forms

[Previous Step](#) [Next Step](#)

[Close and Finish Later](#)

To View Report Cards

- Click on Portfolio
 - Click on the Report Card you wish to view.

[Home](#)
[New Student Online Enrollment](#)
[Online Forms](#)
[Gradebook](#)
[Attendance](#)
[Student Info](#)
[Busing](#)
[Schedule](#)
[Graduation Requirements](#)
[Academic History](#)
[Portfolio](#)
[Health Info](#)
[Login History](#)

Portfolio - Attachments

SPRING FOREST MIDDLE

Report Directory is not available for Alexa.

Alexa

Description	Type	Created
2019-2020 Report Card	Report Card	Fri Apr 3, 2020 8:10am
Course Verification 2020-2021	Attachments	Thu Apr 2, 2020 3:07pm
2019 Term 4 - Report Cards	Report Card	Tue Jun 11, 2019 8:26am
2019 Term 3 - Report Cards	Report Card	Tue Apr 2, 2019 11:17am
2019 Term 2 - Report Cards	Report Card	Fri Jan 25, 2019 11:22am
2019 Term 1 - Report Cards	Report Card	Thu Nov 1, 2018 8:30am
2018 Term 4 - Report Cards	Report Card	Thu Jun 7, 2018 7:39am
2018 Term 3 - Report Cards	Report Card	Tue Apr 17, 2018 12:17pm
2018 Term 2 - Report Cards	Report Card	Tue Jan 23, 2018 8:57am
2018 Term 1 - Report Cards	Report Card	Mon Oct 30, 2017 10:09am
2017 Term 4 - Report Cards	Report Card	Mon Jun 12, 2017 4:14pm
2017 Term 3 - Report Cards	Report Card	Fri Apr 7, 2017 3:08pm
2017 Term 2 - Report Cards	Report Card	Fri Jan 27, 2017 11:04am
2017 Term 1 - Report Cards	Report Card	Wed Nov 2, 2016 10:44am